

**CITY OF GRAND RAPIDS GENERAL  
OTHER POSTEMPLOYMENT BENEFITS  
ACTUARIAL VALUATION REPORT  
JUNE 30, 2012**

# TABLE OF CONTENTS

---

<b>Section</b>	<b>Page Number</b>	
	--	Cover Letter
		<b>EXECUTIVE SUMMARY</b>
	1-2	Executive Summary
<b>A</b>		<b>VALUATION RESULTS</b>
	1	Development of the Annual Required Contributions
	2	Determination of Unfunded Actuarial Accrued Liability
	3	Projections
	4	Comments
<b>B</b>		<b>RETIREE PREMIUM RATE DEVELOPMENT</b>
	1-2	Retiree Premium Rate Development
<b>C</b>		<b>SUMMARY OF BENEFIT PROVISIONS AND VALUATION DATA</b>
	1-10	Summary of Benefits
	11	Active Member Demographic Data as of June 30, 2012
	12	Retired and Deferred Member Demographic Data as of June 30, 2012
<b>D</b>		<b>ACTUARIAL COST METHOD AND ACTUARIAL ASSUMPTIONS</b>
	1	Valuation Methods
	2-5	Actuarial Assumptions
	6	Miscellaneous and Technical Assumptions
<b>E</b>		<b>GASB DISCLOSURES</b>
	1	Required Supplementary Information
	2	GASB Schedules
<b>Appendix A</b>		
	1-2	GASB Background
	3	OPEB Pre-Funding
<b>Appendix B</b>		
	1-2	Glossary

January 21, 2013

Mr. Scott Buhner  
Chief Financial Officer  
City of Grand Rapids  
300 Monroe Avenue, N. W.  
Grand Rapids, MI 49503

Dear Mr. Buhner:

Submitted in this report are the results of an Actuarial Valuation of the benefit values associated with the employer financed Other Postemployment Benefits provided by the City of Grand Rapids for General Employees. The date of the valuation was June 30, 2012, effective for the fiscal year beginning July 1, 2013. This report was prepared at the request of the City of Grand Rapids.

The actuarial calculations were prepared for purposes of complying with the requirements of Statements No. 43 and No. 45 of the Governmental Accounting Standards Board (GASB). The calculations reported herein have been made on a basis consistent with our understanding of these accounting standards. Determinations of the liability associated with the benefits described in this report for purposes other than satisfying the System's financial reporting requirements may produce significantly different results.

Future actuarial measurements may differ significantly from the current measurements presented in this report due to such factors as the following: plan experience differing from that anticipated by the economic or demographic assumptions; changes in economic or demographic assumptions; increases or decreases expected as part of the natural operation of the methodology used for these measurements (such as the end of an amortization period or additional cost or contribution requirements based on the plan's funded status); and changes in plan provisions or applicable law.


This report may be provided to parties other than the City of Grand Rapids only in its entirety and only with the permission of the City of Grand Rapids.

The valuation was based upon information, furnished by the City, concerning retiree health care benefits, individual members, and financial data. Data was checked for internal consistency, but was not otherwise audited.

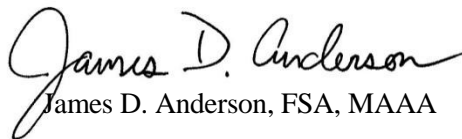
To the best of our knowledge, this report is complete and accurate and was made in accordance with generally recognized actuarial methods.

The undersigned are Members of the American Academy of Actuaries and meet the Qualification Standards of the American Academy of Actuaries to render the actuarial opinions contained herein.

Respectfully submitted,



Randall J. Dziubek, ASA, MAAA



James D. Anderson, FSA, MAAA



Abra D. Hill, ASA, MAAA

RJD/ADH:bd

C2482

---

## **EXECUTIVE SUMMARY**

---

## EXECUTIVE SUMMARY

---

### **Annual Required Contribution**

This report presents the Annual Required Contribution calculated in compliance with the accounting requirements of Governmental Accounting Standards Board (GASB) Statement No. 45. In addition, the Plan may need to comply with GASB Statement No. 43. Please consult with legal counsel and your auditors to determine whether you have a Plan for GASB Statement No. 43 purposes.

The Annual Required Contribution (ARC) for the fiscal year beginning July 1, 2013 was determined to be \$5,735,863. Actual claims and/or premiums paid on behalf of retirees may be treated as employer contributions in relation to the ARC and act to reduce the NOO if paid from outside of Plan assets. The expected employer portion of the claims and premium amounts paid during the fiscal year beginning July 1, 2013 are estimated to be \$6,082,173. These amounts reflect the employer portion of the retiree only premium rates and the implicit subsidy for retirees and covered spouses.

For additional details, please see Section A of the report.

### **Additional OPEB Reporting Requirements**

In addition to the annual OPEB cost described above, employers will have to disclose a Net OPEB Obligation (or asset). The Net OPEB Obligation is the cumulative difference between annual OPEB costs and annual employer contributions in relation to the ARC, accumulated from the implementation of GASB Statement No. 45.

The requirements for determining the employer's contributions in relation to the ARC are described in paragraph 13 g. of GASB Statement No. 45. Additional information required to be disclosed in the employer's financial statements is detailed in paragraphs 24 through 27 of GASB Statement No. 45.

## **EXECUTIVE SUMMARY (CONCLUDED)**

---

### **Liabilities and Assets**

The present value of all benefits expected to be paid to current plan members as of June 30, 2012 is \$77,328,851. The actuarial accrued liability, which is the portion of the \$77,328,851 attributable to service accrued by plan members as of June 30, 2012, is \$66,882,845. The assets currently set aside for OPEB purposes as of June 30, 2012 are \$7,102,336.

---

**SECTION A**  
VALUATION RESULTS

---

**DEVELOPMENT OF THE ANNUAL REQUIRED CONTRIBUTIONS  
FOR THE OTHER POSTEMPLOYMENT BENEFITS**

---

Contributions for	General Annual Required Contribution
Normal Cost	
Normal Retirement	\$ 936,539
Termination Benefits	100,387
Disability/Death-In-Service	<u>149,102</u>
Total Normal Cost	\$ 1,186,028
Amortization of Unfunded Actuarial Accrued Liabilities (Amortized over 20 years)	\$ 4,549,835
<b>Annual Required Contribution (ARC) for the Fiscal Year ending June 30, 2014</b>	<b>\$ 5,735,863</b>

The unfunded actuarial accrued liabilities were amortized as level dollar. A 20-year amortization period for unfunded actuarial accrued liabilities was used. Thirty years is the maximum period that complies with GASB requirements. The assumptions used to calculate the results shown above include a 5% investment return rate. This rate is intended to be a blend of a short-term and long-term investment return assumption.



**DETERMINATION OF UNFUNDED ACTUARIAL ACCRUED LIABILITY  
AS OF JUNE 30, 2012**

---

	<b>General</b>
A. Present Value of Future Benefits	
1. Retirees and Beneficiaries	\$34,328,257
2. Vested Terminated Members	6,855,910
3. Active Members	<u>36,144,684</u>
Total Present Value of Future Benefits	\$77,328,851
B. Present Value of Future Employer Normal Costs	10,446,006
C. Actuarial Accrued Liability (A.-B.)	66,882,845
D. Actuarial Value of Assets	7,102,336
E. Unfunded Actuarial Accrued Liability (C.-D.)	\$59,780,509
F. Funded Ratio (D./C.)	10.6%

The Unfunded Actuarial Accrued Liability (UAAL) is not booked as an expense all in one year and does not appear in the Employer's Statement of Net Assets. Nevertheless, it is reported in the Notes to the Financial Statements and in the Required Supplementary Information. These are information sections within the employer's financial statements.

**PROJECTIONS  
AS OF JUNE 30, 2012\***

<b>Year Ending June 30,</b>	<b>Asset Value BOY</b>	<b>Annual Required Contribution</b>	<b>Health Care Benefits</b>	<b>Investment Income</b>	<b>Asset Value EOY</b>
2014	\$ 7,075,119	\$ 5,735,863	\$ 6,082,173	\$ 345,204	\$ 7,074,013
2015	7,074,013	5,711,190	6,421,989	336,147	6,699,361
2016	6,699,361	5,662,388	6,680,228	309,832	5,991,353
2017	5,991,353	5,602,877	6,619,554	274,461	5,249,137
2018	5,249,137	5,541,385	6,506,980	238,611	4,522,153
2019	4,522,153	5,482,495	6,427,676	202,766	3,779,738
2020	3,779,738	5,428,420	6,269,889	168,207	3,106,476
2021	3,106,476	5,378,676	5,685,156	147,755	2,947,750
2022	2,947,750	5,320,883	5,187,412	150,684	3,231,905
2023	3,231,905	5,262,976	5,123,901	165,030	3,536,010
2024	3,536,010	5,212,585	5,068,358	180,362	3,860,599
2025	3,860,599	5,155,409	4,595,920	206,847	4,626,935
2026	4,626,935	5,092,856	4,334,098	250,084	5,635,776
2027	5,635,776	5,034,823	3,898,091	309,861	7,082,370
2028	7,082,370	4,976,782	3,858,103	381,744	8,582,792
2029	8,582,792	4,906,673	3,815,586	456,084	10,129,963
2030	10,129,963	4,828,599	4,020,863	526,445	11,464,145
2031	11,464,145	4,758,288	3,916,900	593,985	12,899,517
2032	12,899,517	4,698,932	3,898,872	664,733	14,364,310
2033	14,364,310	4,654,916	3,652,334	742,974	16,109,866
2034	16,109,866	66,545	3,328,846	724,931	13,572,496
2035	13,572,496	46,139	2,898,614	608,183	11,328,204
2036	11,328,204	32,432	2,476,192	506,061	9,390,505
2037	9,390,505	23,129	2,083,065	418,655	7,749,224
2038	7,749,224	16,581	1,831,425	342,643	6,277,023
2039	6,277,023	12,070	1,506,264	276,952	5,059,781
2040	5,059,781	8,983	1,335,663	220,227	3,953,327
2041	3,953,327	6,405	1,083,211	171,075	3,047,596
2042	3,047,596	4,221	897,459	130,321	2,284,679
2043	2,284,679	2,631	674,000	97,654	1,710,964
2044	1,710,964	1,593	527,377	72,564	1,257,744
2045	1,257,744	946	399,757	53,039	911,972
2046	911,972	548	302,602	38,139	648,057
2047	648,057	301	198,241	27,515	477,632
2048	477,632	163	127,742	20,731	370,784
2049	370,784	63	100,109	16,069	286,807
2050	286,807	25	92,882	12,047	205,997
2051	205,997	12	99,300	7,848	114,557
2052	114,557	1	85,445	3,618	32,731
2053	32,731	6	29,553	907	4,091
2054	4,091	-	2,696	138	1,533
2055	1,533	-	1,571	38	0

\* The projected results above are based on the existing active and retired members on the valuation date. Any benefits and/or contributions associated with members hired after the valuation date have not been included in these results.

Unfunded actuarial accrued liabilities were amortized over a 20 year period.

## COMMENTS

---

**COMMENT A:** One of the key assumptions used in any valuation of the cost of postemployment benefits is the long-term rate of investment return on plan assets. If a plan sponsor chooses to pre-fund with contributions less than the ARC, the Governmental Accounting Standards Board (GASB) requires using an assumed investment return on assets that reflects the expected return on the plan sponsor's general assets. If a plan sponsor chooses to pre-fund with contributions equal to the ARC, a higher interest rate may be used. As directed by the City, we have calculated the liability and the resulting ARC using an assumed investment return of 5.0%.

**COMMENT B:** Based on the number of plan members as of this valuation, the plan sponsor is required by GASB to perform actuarial valuations at least biennially.

**COMMENT C:** The contribution rates shown include amortization of the unfunded actuarial accrued liability over 20 years. A shorter amortization period would result in a higher ARC, and a longer amortization period would result in a lower ARC. The maximum time period permitted by GASB Statement No. 45 is 30 years.

**COMMENT D:** Actual claims and/or premiums paid on behalf of retirees may be treated as employer contributions in relation to the ARC and act to reduce the NOO if paid from outside of Plan assets. For the fiscal year ending June 30, 2014, the amount of estimated claims and/or premiums paid by the employer on behalf of retirees including the effect of the implicit rate subsidy under GASB is \$6,082,173.

**COMMENT E:** The Annual Required Contributions determined in this report are lower than those determined in last year's report as of June 30, 2011. The primary reasons for this are favorable claims experience during the year ending June 30, 2012 and higher than expected employer contributions during the year ending June 30, 2012.

**COMMENT F:** Projections presented in this report will differ from those provided in the Trend Report dated December 14, 2012 due to:

- Age-based projection methodology used in this report versus non age-based projections used in the Trend Report;
- Data variances;
- Projected cash flows in this report are net of retiree contributions; and
- The valuation year starts July 1st while the rating year (for Trend Report purposes) starts January 1<sup>st</sup>.

---

**SECTION B**

RETIREE PREMIUM RATE DEVELOPMENT

---

## **RETIREE PREMIUM RATE DEVELOPMENT**

---

The initial per capita health care costs are an important part of a retiree health valuation. The per capita health care costs used in this valuation are based on analysis performed in connection with the annual Trend Report prepared for the City dated December 14, 2012. The following process is used to determine per capita health costs for the valuation from the results provided in the Trend Report:

- The pre-65 retiree only “calculated rates” developed on page 16 of the Trend Report serve as the basis of pre-65 per capita costs used in the valuation. The per contract rates are converted to per member rates and then converted to age-graded rates.
- The 2013 blended (pre-65 retiree and active) implemented rates (page 18 of the Trend Report) serve as the basis for pre-65 retiree contributions.
- The post 65 retirees pay 100% of the true cost developed on page 16.

Please see the Trend Report for other important details regarding the rate setting process. A general description of the process follows.

### **Background**

Eligible City retirees (and eligible spouses) receive benefits from the self-insured plan. For Non-Medicare retirees, there is one benefit option and for Medicare retirees, there is a choice of four options with the same medical benefits but differing drug copays.

### **Rate Development**

For the self-insured medical plans, initial per capita costs were developed separately for pre-65 and post-65 retirees using medical claims experience from July 2010 to June 2012 supplied by Meritain in conjunction with exposure data for the retired members of the health care program. These medical claims were projected on an incurred claim basis (using best estimate assumptions), adjusted for plan design changes, and loaded for administrative expenses.

For the self-insured drug plans, initial per capita costs were developed using drug claims experience July 2010 to June 2012 supplied by Meritain in conjunction with exposure data for the retired members of the health care program. These drug claims were projected on an incurred claim basis, adjusted for plan design changes and administrative expenses.

## **RETIREE PREMIUM RATE DEVELOPMENT**

---

No Early Retirement Reinsurance Program (ERRP) reimbursements were reflected in the rates due to the short term nature of the program.

The initial medical and drug premium rates used in the valuation are a weighted average cost of the two-year experience period to smooth out any large year to year fluctuations.


Age graded and sex distinct per capita costs are utilized by this valuation. The initial costs developed are appropriate for the unique age and sex distribution currently existing. Over the future years covered by this valuation, the age and sex distribution will most likely change. Therefore, our process “distributes” the average premium over all age/sex combinations and assigns a unique premium for each combination. This process more accurately reflects health care costs in the retired population over the projection period.

The table below shows the combined medical and prescription drug one-person monthly per capita costs at select ages.

<b>Current and Future Retirees</b>				
<b>For Those Not Eligible for Medicare</b>				
<b>Age</b>		<b>Male</b>		<b>Female</b>
45	\$	471.56	\$	617.35
50		637.98		722.87
55		833.82		857.10
60		1,047.52		1,006.90

The dental and vision per capita costs used in this valuation of the Plan were not “age graded” since these claims do not vary significantly by age. The monthly dental per capita cost used in this valuation is \$36.37 per person per month. The monthly vision per capita cost used in this valuation is \$7.53 per person per month.

The undersigned is a Member of the American Academy of Actuaries (MAAA) and meets the Qualification Standards of the American Academy of Actuaries to certify the per capita retiree health care rates shown above.

  
\_\_\_\_\_  
John Mallows, FSA, MAAA

---

## **SECTION C**

### **SUMMARY OF BENEFIT PROVISIONS AND VALUATION DATA**

---

**CITY OF GRAND RAPIDS GENERAL RETIREE HEALTH CARE PLAN  
GREIU CITY, GREIU COURT, CST, AND ECO  
SUMMARY OF BENEFITS AS OF JUNE 30, 2012**

---

**Plan Participants**

Members of the Defined Benefit City of Grand Rapids Retiree Health Care Plan are eligible to receive retiree health care benefits. City covers up to 100% of retiree health care coverage up to age 65 for those currently retired.

**Benefit Amount**

Through the Defined Benefit Retiree Health Care Plan, the City pays up to 100% of retiree health care premiums through age 65 based on an accrual schedule. As of October 21, 2008, future retirees will pay a minimum of 20% of BLENDED active/pre-65 retiree cost per contract. Active employees with less than 8 years are no longer eligible for the Defined Benefit plan.

**Retiree Health Care Percent of Blended Composite Rate**

Years	Months	Contract	City	Blended	Premium
		City%	Maximum	City %	EE%
8	96	23.0%	80%	18.4%	81.6%
9	108	26.5%	80%	21.2%	78.8%
10	120	30.0%	80%	24.0%	76.0%
11	132	33.5%	80%	26.8%	73.2%
12	144	37.0%	80%	29.6%	70.4%
13	156	40.5%	80%	32.4%	67.6%
14	168	44.0%	80%	35.2%	64.8%
15	180	47.5%	80%	38.0%	62.0%
16	192	51.0%	80%	40.8%	59.2%
17	204	54.5%	80%	43.6%	56.4%
18	216	58.0%	80%	46.4%	53.6%
19	228	61.5%	80%	49.2%	50.8%
20	240	65.0%	80%	52.0%	48.0%
21	252	68.5%	80%	54.8%	45.2%
22	264	72.0%	80%	57.6%	42.4%
23	276	75.5%	80%	60.4%	39.6%
24	288	79.0%	80%	63.2%	36.8%
25	300	82.5%	80%	66.0%	34.0%
26	312	86.0%	80%	68.8%	31.2%
27	324	89.5%	80%	71.6%	28.4%
28	336	93.0%	80%	74.4%	25.6%
29	348	96.5%	80%	77.2%	22.8%
30	360	100.0%	80%	80.0%	20.0%
Age 62 & 8 years svc.		100%			
Disability Retirement		100%			



**CITY OF GRAND RAPIDS GENERAL RETIREE HEALTH CARE PLAN  
GREIU CITY, GREIU COURT, CST, AND ECO  
SUMMARY OF BENEFITS AS OF JUNE 30, 2012**

---

**Normal Retirement Eligibility**

Members are eligible for benefits at age 50 or older with 30 or more years of service or at age 62 with 8 or more years of service.

**Early Retirement Benefits**

Members are eligible for benefits at age 50 or older with 8 or more years of service.

**Deferred Retirement Benefits**

Deferred retiree health care is not available. Coverage must be continuous.

**Duty/Non-Duty Death-in-Service Retirement Benefits**

Deceased member must be eligible for retirement at death. Surviving spouse pays any accrual and applicable premium sharing amount until such time as the covered person would have reached age 65.

**Duty/Non-Duty Disabled Retirement Benefits**

No age or service requirement. Benefits commence immediately for qualified disabled member.

**Benefits for Spouses of Retired Employees**

Spouses of retired employees are eligible to receive health care benefits as long as the retiree is eligible. Coverage continues to surviving spouses of deceased retirees until the earlier of when retiree would have reached age 65 or when the spouse reaches age 65.

**Medicare-Eligible Provisions**

Retirees are required to enroll in Medicare once eligible. Retiree is responsible for paying the full premium for retiree Medicare coverage offered through the City.

**Dental/Vision Coverage**

Same as Retiree Health Care Eligibility Conditions.

**Life Insurance Coverage**

City does not provide life insurance for retirees.

**Opt-Out**

City does not provide Opt-Out payments or payment in lieu of retiree health care coverage for retirees.

**Other Employment and Compensation**

A retiree, spouse or other dependent who has coverage from an employer who provides medical coverage should coordinate benefits, making the City's coverage secondary.

*This is a brief summary of the City of Grand Rapids Retiree Health Care Plan provisions. In the event that any description contained herein differs from the actual eligibility or benefit, the appropriate employee contract or governing document will prevail.*

**CITY OF GRAND RAPIDS GENERAL RETIREE HEALTH CARE PLAN  
NON-REPRESENTED AND OFFICERS OPTION  
SUMMARY OF BENEFITS AS OF JUNE 30, 2012**

---

**Plan Participants**

Non-Represented and Officers Option members of the Defined Benefit City of Grand Rapids Retiree Health Care Plan are eligible to receive retiree health care benefits. City covers up to 100% of retiree health care coverage up to age 65 for those currently retired.

**Benefit Amount**

Through the Defined Benefit Retiree Health Care Plan, the City pays up to 100% of retiree health care premiums through age 65 based on an accrual schedule. As of October 21, 2008, future retirees will pay a minimum of 20% of BLENDED active/pre-65 retiree cost per contract. Active employees with less than 8 years are no longer eligible for the Defined Benefit plan.

**Retiree Health Care Percent of Blended Composite Rate**

Years	Months	Contract		Blended	Premium
		City%	City Maximum	City %	EE%
8	96	26.67%	80%	21.33%	78.67%
9	108	30.00%	80%	24.00%	76.00%
10	120	33.33%	80%	26.66%	73.34%
11	132	36.67%	80%	29.33%	70.67%
12	144	40.00%	80%	32.00%	68.00%
13	156	43.33%	80%	34.66%	65.34%
14	168	46.67%	80%	37.33%	62.67%
15	180	50.00%	80%	40.00%	60.00%
16	192	53.33%	80%	42.66%	57.34%
17	204	56.67%	80%	45.33%	54.67%
18	216	60.00%	80%	48.00%	52.00%
19	228	63.33%	80%	50.66%	49.34%
20	240	66.67%	80%	53.33%	46.67%
21	252	70.00%	80%	56.00%	44.00%
22	264	73.33%	80%	58.66%	41.34%
23	276	76.67%	80%	61.33%	38.67%
24	288	80.00%	80%	64.00%	36.00%
25	300	83.33%	80%	66.66%	33.34%
26	312	86.67%	80%	69.33%	30.67%
27	324	90.00%	80%	72.00%	28.00%
28	336	93.33%	80%	74.66%	25.34%
29	348	96.67%	80%	77.33%	22.67%
30	360	100.00%	80%	80.00%	20.00%
Age 62 & 8 years svc.				100%	
Disability Retirement				100%	

**CITY OF GRAND RAPIDS GENERAL RETIREE HEALTH CARE PLAN  
NON-REPRESENTED AND OFFICERS OPTION  
SUMMARY OF BENEFITS AS OF JUNE 30, 2012**

---

**Normal Retirement Eligibility**

Members are eligible for benefits at age 50 or older with 30 or more years of service or at age 62 with 8 or more years of service.

**Early Retirement Benefits**

Members are eligible for benefits at age 50 or older with 8 or more years of service.

**Deferred Retirement Benefits**

Deferred retiree health care is not available. Coverage must be continuous.

**Duty/Non-Duty Death-in-Service Retirement Benefits**

Deceased member must be eligible for retirement at death. Surviving spouse pays any accrual and applicable premium sharing amount until such time as the covered person would have reached age 65.

**Duty/Non-Duty Disabled Retirement Benefits**

No age or service requirement. Benefits commence immediately for qualified disabled member.

**Benefits for Spouses of Retired Employees**

Spouses of retired employees are eligible to receive health care benefits as long as the retiree is eligible. Coverage continues to surviving spouses of deceased retirees until the earlier of when retiree would have reached age 65 or when the spouse reaches age 65.

**Medicare-Eligible Provisions**

Retirees are required to enroll in Medicare once eligible. Retiree is responsible for paying the full premium for retiree Medicare coverage offered through the City.

**Dental/Vision Coverage**

Same as Retiree Health Care Eligibility Conditions.

**Life Insurance Coverage**

City does not provide life insurance for retirees.

**Opt-Out**

City does not provide Opt-Out payments or payment in lieu of retiree health care coverage for retirees.

**Other Employment and Compensation**

A retiree, spouse or other dependent who has coverage from an employer who provides medical coverage should coordinate benefits, making the City's coverage secondary.

*This is a brief summary of the City of Grand Rapids Retiree Health Care Plan provisions. In the event that any description contained herein differs from the actual eligibility or benefit, the appropriate employee contract or governing document will prevail.*

**CITY OF GRAND RAPIDS GENERAL RETIREE HEALTH CARE PLAN  
EMERGENCY COMMUNICATIONS SUPERVISORS  
SUMMARY OF BENEFITS AS OF JUNE 30, 2012**

---

**Plan Participants**

Emergency Communications Supervisors of the Defined Benefit City of Grand Rapids Retiree Health Care Plan are eligible to receive retiree health care benefits. City covers up to 100% of retiree health care coverage up to age 65 for those currently retired.

**Benefit Amount**

Through the Defined Benefit Retiree Health Care Plan, the City pays up to 100% of retiree health care premiums through age 65 based on an accrual schedule. As of March 31, 2010, future retirees will pay a minimum of 20% of BLENDED active/pre-65 retiree cost per contract. Active employees with less than 10 years are no longer eligible for the Defined Benefit plan.

**Retiree Health Care Percent of Blended Composite Rate**

		Retired on or after June 30, 2010				Retired before June 30, 2010			
Years	Months	Contract	City	Blended	Premium	Contract	City	Blended	Premium
		City%	Maximum	City%	EE%	City%	Maximum	City%	EE%
8	96	26.67%	80%	21.33%	78.67%	32.00%	80%	25.60%	74.40%
9	108	30.00%	80%	24.00%	76.00%	36.00%	80%	28.80%	71.20%
10	120	33.33%	80%	26.66%	73.34%	40.00%	80%	32.00%	68.00%
11	132	36.67%	80%	29.33%	70.67%	44.00%	80%	35.20%	64.80%
12	144	40.00%	80%	32.00%	68.00%	48.00%	80%	38.40%	61.60%
13	156	43.33%	80%	34.66%	65.34%	52.00%	80%	41.60%	58.40%
14	168	46.67%	80%	37.33%	62.67%	56.00%	80%	44.80%	55.20%
15	180	50.00%	80%	40.00%	60.00%	60.00%	80%	48.00%	52.00%
16	192	53.33%	80%	42.66%	57.34%	64.00%	80%	51.20%	48.80%
17	204	56.67%	80%	45.33%	54.67%	68.00%	80%	54.40%	45.60%
18	216	60.00%	80%	48.00%	52.00%	72.00%	80%	57.60%	42.40%
19	228	63.33%	80%	50.66%	49.34%	76.00%	80%	60.80%	39.20%
20	240	66.67%	80%	53.33%	46.67%	80.00%	80%	64.00%	36.00%
21	252	70.00%	80%	56.00%	44.00%	84.00%	80%	67.20%	32.80%
22	264	73.33%	80%	58.66%	41.34%	88.00%	80%	70.40%	29.60%
23	276	76.67%	80%	61.33%	38.67%	92.00%	80%	73.60%	26.40%
24	288	80.00%	80%	64.00%	36.00%	96.00%	80%	76.80%	23.20%
25	300	83.33%	80%	66.66%	33.34%	100.00%	80%	80.00%	20.00%
26	312	86.67%	80%	69.33%	30.67%				
27	324	90.00%	80%	72.00%	28.00%				
28	336	93.33%	80%	74.66%	25.34%				
29	348	96.67%	80%	77.33%	22.67%				
30	360	100.00%	80%	80.00%	20.00%				
Age 62 & 8 yrs svc.		100%				100%			
Disabled Retirement		100%				100%			

**CITY OF GRAND RAPIDS GENERAL RETIREE HEALTH CARE PLAN  
EMERGENCY COMMUNICATIONS SUPERVISORS  
SUMMARY OF BENEFITS AS OF JUNE 30, 2012**

---

**Normal Retirement Eligibility**

Members are eligible for benefits at age 50 or older with 30 or more years of service or at age 55 with 8 or more years of service.

**Early Retirement Benefits**

Members are eligible for benefits at age 50 or older with 8 or more years of service.

**Deferred Retirement Benefits**

Deferred retiree health care is not available. Coverage must be continuous.

**Duty/Non-Duty Death-in-Service Retirement Benefits**

Deceased member must be eligible for retirement at death. Surviving spouse pays any accrual and applicable premium sharing amount until such time as the covered person would have reached age 65.

**Duty/Non-Duty Disabled Retirement Benefits**

No age or service requirement. Benefits commence immediately for qualified disabled member.

**Benefits for Spouses of Retired Employees**

Spouses of retired employees are eligible to receive health care benefits as long as the retiree is eligible. Coverage continues to surviving spouses of deceased retirees until the earlier of when retiree would have reached age 65 or when the spouse reaches age 65.

**Medicare-Eligible Provisions**

Retirees are required to enroll in Medicare once eligible. Retiree is responsible for paying the full premium for retiree Medicare coverage offered through the City.

**Dental/Vision Coverage**

Same as Retiree Health Care Eligibility Conditions.

**Life Insurance Coverage**

City does not provide life insurance for retirees.

**Opt-Out**

City does not provide Opt-Out payments or payment in lieu of retiree health care coverage for retirees.

**Other Employment and Compensation**

A retiree, spouse or other dependent who has coverage from an employer who provides medical coverage should coordinate benefits, making the City's coverage secondary.

*This is a brief summary of the City of Grand Rapids Retiree Health Care Plan provisions. In the event that any description contained herein differs from the actual eligibility or benefit, the appropriate employee contract or governing document will prevail.*

**CITY OF GRAND RAPIDS GENERAL RETIREE HEALTH CARE PLAN**  
**APA CITY AND APA 61ST**  
**SUMMARY OF BENEFITS AS OF JUNE 30, 2012**

---

**Plan Participants**

APA members of the Defined Benefit City of Grand Rapids Retiree Health Care Plan are eligible to receive retiree health care benefits. City covers up to 100% of retiree health care coverage up to age 65 for those currently retired.

**Benefit Amount**

Through the Defined Benefit Retiree Health Care Plan, the City pays up to 100% of retiree health care premiums through age 65 based on an accrual schedule. As of October 21, 2008, future retirees will pay a minimum of 20% of BLENDED active/pre-65 retiree cost per contract. Active employees with less than 8 years are no longer eligible for the Defined Benefit plan.

**Retiree Health Care Percent of Blended Composite Rate**

		Retired on or after June 30, 2010				Retired before June 30, 2010			
Years	Months	Contract	City	Blended	Premium	Contract	City	Blended	Premium
		City%	Maximum	City%	EE%	City%	Maximum	City%	EE%
8	96	26.67%	80%	21.33%	78.67%	32.00%	80%	25.60%	74.40%
9	108	30.00%	80%	24.00%	76.00%	36.00%	80%	28.80%	71.20%
10	120	33.33%	80%	26.66%	73.34%	40.00%	80%	32.00%	68.00%
11	132	36.67%	80%	29.33%	70.67%	44.00%	80%	35.20%	64.80%
12	144	40.00%	80%	32.00%	68.00%	48.00%	80%	38.40%	61.60%
13	156	43.33%	80%	34.66%	65.34%	52.00%	80%	41.60%	58.40%
14	168	46.67%	80%	37.33%	62.67%	56.00%	80%	44.80%	55.20%
15	180	50.00%	80%	40.00%	60.00%	60.00%	80%	48.00%	52.00%
16	192	53.33%	80%	42.66%	57.34%	64.00%	80%	51.20%	48.80%
17	204	56.67%	80%	45.33%	54.67%	68.00%	80%	54.40%	45.60%
18	216	60.00%	80%	48.00%	52.00%	72.00%	80%	57.60%	42.40%
19	228	63.33%	80%	50.66%	49.34%	76.00%	80%	60.80%	39.20%
20	240	66.67%	80%	53.33%	46.67%	80.00%	80%	64.00%	36.00%
21	252	70.00%	80%	56.00%	44.00%	84.00%	80%	67.20%	32.80%
22	264	73.33%	80%	58.66%	41.34%	88.00%	80%	70.40%	29.60%
23	276	76.67%	80%	61.33%	38.67%	92.00%	80%	73.60%	26.40%
24	288	80.00%	80%	64.00%	36.00%	96.00%	80%	76.80%	23.20%
25	300	83.33%	80%	66.66%	33.34%	100.00%	80%	80.00%	20.00%
26	312	86.67%	80%	69.33%	30.67%				
27	324	90.00%	80%	72.00%	28.00%				
28	336	93.33%	80%	74.66%	25.34%				
29	348	96.67%	80%	77.33%	22.67%				
30	360	100.00%	80%	80.00%	20.00%				
Age 62 & 8 yrs svc.		100%				100%			
Disabled Retirement		100%				100%			

**CITY OF GRAND RAPIDS GENERAL RETIREE HEALTH CARE PLAN**  
**APA CITY AND APA 61ST**  
**SUMMARY OF BENEFITS AS OF JUNE 30, 2012**

---

**Normal Retirement Eligibility**

Members are eligible for benefits at age 50 or older with 30 or more years of service or at age 62 with 8 or more years of service.

**Early Retirement Benefits**

Members are eligible for benefits at age 55 or older with 10 or more years of service.

**Deferred Retirement Benefits**

Deferred retiree health care is not available. Coverage must be continuous.

**Duty/Non-Duty Death-in-Service Retirement Benefits**

Deceased member must be eligible for retirement at death. Surviving spouse pays any accrual and applicable premium sharing amount until such time as the covered person would have reached age 65.

**Duty/Non-Duty Disabled Retirement Benefits**

No age or service requirement. Benefit commences immediately for qualified disabled member.

**Benefits for Spouses of Retired Employees**

Spouses of retired employees are eligible to receive health care benefits as long as the retiree is eligible. Coverage continues to surviving spouses of deceased retirees until the earlier of when retiree would have reached age 65 or when the spouse reaches age 65.

**Medicare-Eligible Provisions**

Retirees are required to enroll in Medicare once eligible. Retiree is responsible for paying the full premium for retiree Medicare coverage offered through the City.

**Dental/Vision Coverage**

Same as Retiree Health Care Eligibility Conditions.

**Life Insurance Coverage**

City does not provide life insurance for retirees.

**Opt-Out**

City does not provide Opt-Out payments or payment in lieu of retiree health care coverage for retirees.

**Other Employment and Compensation**

A retiree, spouse or other dependent who has coverage from an employer who provides medical coverage should coordinate benefits, making the City's coverage secondary.

*This is a brief summary of the City of Grand Rapids Retiree Health Care Plan provisions. In the event that any description contained herein differs from the actual eligibility or benefit, the appropriate employee contract or governing document will prevail.*

**CITY OF GRAND RAPIDS GENERAL RETIREE HEALTH CARE PLAN**  
**RHSA MEMBERS**  
**SUMMARY OF BENEFITS AS OF JUNE 30, 2012**

---

**Plan Participants**

RHSA members of the City of Grand Rapids Retiree Health Care Plan are eligible to purchase retiree health care benefits until Medicare eligible.

**Benefit Amount**

Defined Contribution RHSA members can purchase retiree health care coverage through the City by paying the full blended (active/pre65 retiree) premium. For Duty Death-In-Service retirements and Duty Disability retirements, after RHSA is exhausted, City will resume paying the premiums less any applicable premium sharing amount until such time as the covered person would have reached age 65. Defined contributions paid by the City or the member into the RHSA accounts were not included in this valuation.

**Normal Retirement Eligibility**

Age 50 with 10 years.

**Deferred Retirement Benefits**

Retiree health care is not available to deferred RHSA retirees whose coverage ceases during deferral period. RHSA members can purchase retiree health care coverage through the City by paying the full blended (active/pre65 retiree) premium.

**Duty Death-In-Service Retirement Benefits**

Deceased member must be eligible for retirement at death. Survivor spouse benefits are immediate. Premiums shall be first paid to the City from funds in the employee's RHSA account if the surviving spouse and/or eligible dependents wish to continue to receive retiree health care. When RHSA is exhausted, the City shall resume paying the premiums, less any applicable premium sharing amount until such time as the covered person would have reached age 65.

**Non-Duty Death-In-Service Retirement Benefits**

Deceased member must be eligible for retirement at death. Survivor spouse benefits are immediate. Premiums shall be first paid to the City from funds in the employee's RHSA account if the surviving spouse and/or eligible dependents wish to continue to receive retiree health care. When RHSA is exhausted, the survivor shall start paying the premiums.

**Duty Disabled Retirement Benefits**

No age or service requirement. Benefits commence immediately for qualified disabled member. Premiums shall be first paid to the City from funds in the employee's RHSA account if the surviving spouse and/or eligible dependents wish to continue to receive retiree health care. When RHSA is exhausted, the City shall resume paying the premiums, less any applicable premium sharing amount until such time as the covered person would have reached age 65.

**Non-Duty Disabled Retirement Benefits**

No age or service requirement. Benefits commence immediately for qualified disabled member. Premiums shall be first paid to the City from funds in the employee's RHSA account if the retiree wishes to continue to receive retiree health care. When RHSA is exhausted, the member shall start paying the premiums.



**CITY OF GRAND RAPIDS GENERAL RETIREE HEALTH CARE PLAN**  
**RHSA MEMBERS**  
**SUMMARY OF BENEFITS AS OF JUNE 30, 2012**

---

**Benefits for Spouses of Retired Employees**

Spouses of retired employees are eligible to receive health care benefits as long as the retiree is eligible. Coverage continues to surviving spouses of deceased retirees until the earlier of when retiree would have reached age 65 or when the spouse reaches age 65.

**Medicare-Eligible Provisions**

Retirees are required to enroll in Medicare once eligible. Retiree is responsible for paying the full premium for retiree Medicare coverage offered through the City.

**Dental/Vision Coverage**

Same as Retiree Health Care Eligibility Conditions.

**Life Insurance Coverage**

City does not provide life insurance for retirees.

**Opt-Out**

City does not provide Opt-Out payments or payment in lieu of retiree health care coverage for retirees.

**Other Employment and Compensation**

A retiree, spouse or other dependent who has coverage from an employer who provides medical coverage should coordinate benefits, making the City's coverage secondary.

*This is a brief summary of the City of Grand Rapids Retiree Health Care Plan provisions. In the event that any description contained herein differs from the actual eligibility or benefit, the appropriate employee contract or governing document will prevail.*

**CITY OF GRAND RAPIDS GENERAL EMPLOYEES  
ACTIVE MEMBER DEMOGRAPHIC DATA AS OF JUNE 30, 2012**

---

Attained Age	Years of Service to Valuation Date							Total No.
	0-4	5-9	10-14	15-19	20-24	25-29	30 Plus	
20-24	6							6
25-29	23	7						30
30-34	28	22	11	1				62
35-39	22	20	36	5				83
40-44	23	19	36	25	9	1		113
45-49	26	15	35	31	21	9		137
50-54	21	22	32	20	38	38	2	173
55-59	15	23	24	19	34	33	2	150
60-64	4	10	12	16	19	13	2	76
65 & Over	1	4	5	1	2		3	16
<b>Totals</b>	<b>169</b>	<b>142</b>	<b>191</b>	<b>118</b>	<b>123</b>	<b>94</b>	<b>9</b>	<b>846</b>

The active member counts above include current active employees who participate in the City's defined contribution plan and are eligible to purchase retiree health benefits through the City.

While not used in the financial computations, the following group averages are computed and shown because of their general interest.

**Age:** 47.9 years  
**Service:** 13.5 years

**CITY OF GRAND RAPIDS GENERAL  
RETIRED AND DEFERRED  
MEMBER DEMOGRAPHIC DATA AS OF JUNE 30, 2012**

---

**General Retirees**

<b>Attained Age</b>	<b>Number of Retirees</b>		
	<b>Male</b>	<b>Female</b>	<b>Total</b>
Under 55	20	11	31
55-59	62	35	97
60-64	107	50	157
65 & Over	68	57	125
<b>Totals</b>	<b>257</b>	<b>153</b>	<b>410</b>

**General Vested Deferred**

<b>Attained Age</b>	<b>Number of Retirees</b>		
	<b>Male</b>	<b>Female</b>	<b>Total</b>
Under 40	0	2	2
40-44	4	3	7
45-49	6	12	18
50 & Over	26	32	58
<b>Totals</b>	<b>36</b>	<b>49</b>	<b>85</b>

Only retirees and vested deferred members valued in this report are shown in the exhibits above.

---

## **SECTION D**

### **ACTUARIAL COST METHOD AND ACTUARIAL ASSUMPTIONS**

---

## VALUATION METHODS

---

**Actuarial Cost Method.** Normal cost and the allocation of benefit values between service rendered before and after the valuation date was determined using an **Individual Entry-Age Normal Actuarial Cost Method** having the following characteristics:

- (i) the annual normal cost for each individual active member, payable from the date of employment to the date of retirement, is sufficient to accumulate the value of the member's benefit at the time of retirement;
- (ii) each annual normal cost is a constant percentage of the member's year by year projected covered pay.

Actuarial gains (losses), as they occur, reduce (increase) the Unfunded Actuarial Accrued Liability.

**Financing of Unfunded Actuarial Accrued Liabilities.** Unfunded Actuarial Accrued Liabilities (UAAL) were amortized on a level dollar basis. The UAAL were determined using the funding value of assets and actuarial accrued liability calculated as of the valuation date. The UAAL amortization payment is the amount required to fully amortize the UAAL over a 20-year period beginning on the valuation date. This UAAL payment does not reflect any payments expected to be made between the valuation date and the fiscal year for which the contributions in this report have been calculated. The 20-year amortization factor used is 12.7712.

**Rates of Investment Return under a partially funded arrangement.** **5.0% per year**, compounded annually, net of expenses. This rate consists of a real rate of return of 1.5% per year plus a long-term rate of wage growth of 3.5% per year. This assumption is used to equate the value of payments due at different points in time.

The total number of active defined benefit health care participants is expected to decline in the future.

## ACTUARIAL ASSUMPTIONS

---

*The rates of salary increase* used for individual members are in accordance with the following table. The assumption is used to project a member's current salary to the salaries upon which future contributions will be based.

<b>% Increase in Salary at Sample Ages</b>			
<b>Sample Ages</b>	<b>Merit &amp; Seniority</b>	<b>Base (Economic)</b>	<b>Increase Next Year</b>
20	4.2%	3.5%	7.7%
25	2.9%	3.5%	6.4%
30	2.0%	3.5%	5.5%
35	1.5%	3.5%	5.0%
40	1.1%	3.5%	4.6%
45	0.7%	3.5%	4.2%
50	0.3%	3.5%	3.8%
55	0.1%	3.5%	3.6%
60	0.0%	3.5%	3.5%
65	0.0%	3.5%	3.5%

*The mortality tables* used to project the mortality experience of General plan members is the 1983 Group Annuity Male and Female Mortality Tables set back three years for males and two years for females. For disabled General retirees, the 1983 Group Annuity Male and Female Mortality Tables set forward 5 years for males and females.

<b>Sample Ages</b>	<b>Probability of Dying Next Year</b>		<b>Future Life Expectancy (years)</b>	
	<b>Men</b>	<b>Women</b>	<b>Men</b>	<b>Women</b>
50	0.28 %	0.14 %	31.90	36.81
55	0.48	0.21	27.42	32.10
60	0.71	0.34	23.13	27.48
65	1.11	0.58	19.02	23.02
70	1.98	0.97	15.23	18.76
75	3.34	1.85	11.92	14.81
80	5.48	3.45	9.08	11.40

---

## ACTUARIAL ASSUMPTIONS (CONTINUED)

---

*The rates of normal retirement* used to measure the probability of eligible members retiring under normal retirement conditions during the next year, were as follows:

<b>Retirement Ages</b>	<b>Percent of Eligible Active Members Retiring within Next Year</b>
50	35 %
51	35
52	35
53	35
54	35
55	35
56	35
57	35
58	35
59	35
60	35
61	35
62	35
63	35
64	35
65	50
66	60
67	70
68	80
69	90
70	100

## ACTUARIAL ASSUMPTIONS (CONTINUED)

---

*Rates of separation from active membership* are used to estimate the number of employees at each age that are expected to terminate employment before qualifying for retirement benefits. The withdrawal rates do not apply to members eligible to retire, and do not include separation on account of death or disability.

Sample rates of separation from active employment are shown below:

Sample Ages	Years of Service	% of Active Members Separating Within Next Year	
		Male	Female
ALL	0	10.00 %	10.00 %
	1	7.00	7.00
	2	6.00	6.00
	3	5.00	5.00
	4	5.00	5.00
25	5 & Over	2.91	5.79
30		2.79	5.42
35		2.58	4.71
40		2.30	3.86
45		1.95	2.98
50		1.36	1.92
55		0.52	0.70
60		0.05	0.07



## ACTUARIAL ASSUMPTIONS (CONCLUDED)

---

*Rates of disability* among active members are used to estimate the incidence of member disability in future years. 70% of General disabilities were assumed to be non-duty related and 30% of disabilities are assumed to be duty related.

Sample Ages	Percent Becoming Disabled Within Next Year
20	0.01 %
25	0.01
30	0.01
35	0.04
40	0.07
45	0.16
50	0.31
55	0.47
60	0.61
65	0.00

*Health care trend rates* used in the valuation were as shown below.

Year	Medical and Prescription Drugs	Dental	Vision
2013	9.0 %	3.5 %	3.5 %
2014	8.5	3.5	3.5
2015	8.0	3.5	3.5
2016	7.5	3.5	3.5
2017	7.0	3.5	3.5
2018	6.5	3.5	3.5
2019	6.0	3.5	3.5
2020	5.5	3.5	3.5
2021	5.0	3.5	3.5
2022	4.5	3.5	3.5
2023	4.0	3.5	3.5
2024 & Later	3.5	3.5	3.5

## MISCELLANEOUS AND TECHNICAL ASSUMPTIONS

---

<b>Decrement Operation:</b>	Disability and mortality decrements do not operate during the first five years of service. Disability also does not operate during retirement eligibility.
<b>Decrement Timing:</b>	Decrements of all types are assumed to occur mid-year.
<b>Eligibility Testing:</b>	Eligibility for benefits is determined based upon the age nearest birthday and service nearest whole year on the date the decrement is assumed to occur.
<b>Marriage Assumption:</b>	100% of General males and females are assumed to be married for purposes of death-in-service benefits. Male spouses are assumed to be three years older than female spouses for active member valuation purposes.
<b>Medicare Coverage:</b>	Assumed to be available for all covered employees on attainment of age 65.
<b>Children:</b>	A 7% load was applied for children's coverage.
<b>Election Percentage:</b>	(General) It was assumed that 100% of retirees would choose to receive retiree health care benefits through the City. Of those assumed to elect coverage, 65% of retirees were assumed to elect two-person coverage, if eligible. For those that elect two-person coverage, it was assumed that coverage would continue to the spouse upon death of the retiree 100% of the time, if eligible.
<b>Retiree Opt-Outs:</b>	Retirees and spouses who have opted out of coverage are assumed to not re-enroll.
<b>Patient Protection and Affordable Care Act:</b>	In general, changes related to the Patient Protection and Affordable Care Act are reflected to the extent that they are already implemented in the Plan and future changes will be reflected as they become effective. However, a contingency load of 3% was applied to the valuation results in anticipation of future cost increases resulting from this Act. Actual cost increases could be higher. For example, the excise tax applicable to health plan benefits over certain statutory limits is estimated at this time to be 10% of claims. This could raise valuation results an additional 7% (10% - 3%).

---

## **SECTION E**

### **GASB DISCLOSURES**

---

**This information is presented in draft form for review by the Plan and/or City auditor. Please let us know if there are any items that the auditor changes so that we may maintain consistency with the Plan and/or City financial statements.**

**GASB STATEMENTS NO. 43 AND NO. 45  
REQUIRED SUPPLEMENTARY INFORMATION**

---

Valuation Date	June 30, 2012
Actuarial Cost Method	Individual Entry Age Normal Cost
Amortization Method	Level Dollar Closed
Remaining Amortization Periods	20 Years
Asset Valuation Method	Market Value of Assets
Actuarial Assumptions:	
Discount Rate	5.0% Per Year
Projected Salary Increases General	3.50% - 12.50%
Valuation Health Care Cost Trend Rate	9.0% in 2013, grading to 3.5% in 2024

**GASB STATEMENTS NO. 43 AND NO. 45  
REQUIRED SUPPLEMENTARY INFORMATION**

---

**Schedule of Funding Progress**

<b>Actuarial Valuation Date June 30</b>	<b>Actuarial Value of Assets (a)</b>	<b>Actuarial Accrued Liability (AAL) (b)</b>	<b>Unfunded AAL (UAAL) (b)-(a)</b>	<b>Funded Ratio (a)/(b)</b>
2009	\$ 0	\$ 113,928,362	\$ 113,928,362	0.0 %
2011	2,362,070	78,395,349	76,033,279	3.0 %
2012	7,102,336	66,882,845	59,780,509	10.6 %

**Calculation of Net OPEB Obligation**

<b>Valuation Date June 30</b>	<b>Fiscal Year Ending June 30</b>	<b>Annual Required Contribution</b>	<b>Annual OPEB Costs*</b>	<b>Percentage of ARC Contributed</b>	<b>Percentage of OPEB Costs Contributed</b>	<b>Net OPEB Obligation*</b>
						\$ 5,713,229
2009	2010	\$ 7,230,885	\$ 7,168,588	137.8%	139.0%	2,915,023
2009	2011	7,230,885	7,240,682	100.0%	99.8%	2,926,305
2011	2012	7,177,017	7,106,398	154.1%	155.6%	(1,026,647)
2011	2013	7,155,236	7,182,041	N/A	N/A	N/A
2012	2014	5,735,863	N/A	N/A	N/A	N/A

\* Figures prior to FY2012 are based on client provided information.

---

**APPENDIX A**  
OVERVIEW

---

## **GASB BACKGROUND**

---

The purpose of this valuation is to provide information on the cost associated with providing postemployment benefits other than pensions, or OPEB, to current and former employees. The information is designed to assist you in complying with Governmental Accounting Standards Board (GASB) Statements No. 43 and No. 45. OPEB benefits are most often associated with postemployment health care, but cover almost any benefit not provided through a pension plan, including life insurance, dental and vision benefits. It is important to note that OPEB benefits, by definition, do not include benefits *currently* being provided to active employees – however, this report includes the liabilities for benefits expected to be paid to current active employees in the future when they retire.

GASB Statements No. 43 and No. 45 were released in the spring of 2004. GASB Statement No. 43 covers the accounting rules for OPEB *plans* while GASB Statement No. 45 describes the rules for *employers* sponsoring OPEB plans. Your auditor can assist you in determining which statements apply to your particular situation.

The specific items required to be disclosed on an OPEB sponsor's financial statements are described in detail in GASB Statements No. 43 and No. 45.

### **GASB Statement No. 45**

Among the requirements of Statement No. 45 are recognition each year of an expense called the Annual OPEB Cost, and the accumulation of a liability to be disclosed on the employer's Statement of Net Assets called the Net OPEB Obligation (NOO).

The fundamental items required to determine the Annual OPEB Cost and the NOO are:

- the Annual Required Contribution (ARC)
- the Employer's Contributions in relation to the ARC

Although GASB does not require OPEB contributions, it has chosen to call the base component of the annual OPEB cost the Annual Required Contribution. The ARC is provided in this report.

## **GASB BACKGROUND (CONCLUDED)**

---

Paragraph 13g. of Statement No. 45 states:

“An employer has made a contribution in relation to the ARC if the employer has:

1. made payments of benefits directly to or on behalf of a retiree or beneficiary,
2. made premium payments to an insurer, or
3. irrevocably transferred assets to a trust, or equivalent arrangement in which Plan assets are dedicated to providing benefits to retirees and their beneficiaries in accordance with the terms of the Plan and are legally protected from creditors of the employer(s) or plan administrator.”

For each fiscal year shown in this report, we have provided the ARC and the estimated benefits and/or premiums (based on valuation assumptions).

The NOO is the cumulative difference between the Annual OPEB Cost each year and the Employer’s Contribution in relation to the ARC. The Annual OPEB Cost for a year is equal to:

- the ARC, plus
- interest on the prior year’s NOO, plus
- amortization of the prior year’s NOO.

The Annual OPEB Cost and NOO are generally developed by the Plan Sponsor’s auditor based on information contained herein and elsewhere.

### **GASB Statement No. 43**

If the Plan has assets for Statement No. 43 purposes, then certain additional information useful in complying with the Statement is contained in this report.



## OPEB PRE-FUNDING

---

Many employers fund retiree health care benefits using the pay-as-you-go (or cash disbursement) method. Under this method, the employer's annual contribution is equal to the actual disbursements during the year for OPEB for retired employees. This method of funding will result in increasing contributions over time. First, per capita cash disbursements will tend to increase from year to year as the cost of health care services, or the utilization of these services, increases. Second, the number of retired members is likely to increase for years to come. The more retirees, the greater the disbursements as a percentage of employee payroll.

A retiree health care plan is similar to a defined benefit pension plan in that promises are made to employees to provide them with a benefit payable at some future date. For defined benefit pension plan sponsors, a common funding objective is to contribute to a fund, annual amounts which will i) remain level as a percentage of active member payroll, and ii) when combined with present assets and future investment return be sufficient to meet the financial obligations of the Plan to current and future retirees.

The GASB statements are not funding requirements. They are accounting standards that require plan sponsors to calculate the annual expense associated with OPEB using certain methods.

The ultimate determination as to the level of pre-funding will be the result of decisions made in an attempt to support benefit security for members and the fiscal management needs of the employer.

---

## **APPENDIX B**

### GLOSSARY

---

## GLOSSARY

---

**Accrued Service** - The service credited under the plan which was rendered before the date of the actuarial valuation.

**Actuarial Accrued Liability** - The difference between (i) the actuarial present value of future plan benefits, and (ii) the actuarial present value of future normal cost. Sometimes referred to as "accrued liability" or "past service liability."

**Actuarial Assumptions** - Estimates of future plan experience with respect to rates of mortality, disability, turnover, retirement, rate or rates of investment income and salary increases. Decrement assumptions (rates of mortality, disability, turnover and retirement) are generally based on past experience, often modified for projected changes in conditions. Economic assumptions (salary increases and investment income) consist of an underlying rate in an inflation-free environment plus a provision for a long-term average rate of inflation.

**Actuarial Cost Method** - A mathematical budgeting procedure for allocating the dollar amount of the "actuarial present value of future plan benefits" between the actuarial present value of future normal cost and the actuarial accrued liability. Sometimes referred to as the "actuarial funding method."

**Actuarial Equivalent** - A single amount or series of amounts of equal value to another single amount or series of amounts, computed on the basis of the rate(s) of interest and mortality tables used by the plan.

**Actuarial Present Value** - The amount of funds presently required to provide a payment or series of payments in the future. It is determined by discounting the future payments at a predetermined rate of interest, taking into account the probability of payment.

**Amortization** - Paying off an interest-bearing liability by means of periodic payments of interest and principal, as opposed to paying it off with a lump sum payment.

## **GLOSSARY (CONCLUDED)**

---

**Annual Required Contribution (ARC)** - The ARC is the normal cost plus the portion of the unfunded actuarial accrued liability to be amortized in the current period. The ARC is an amount that is actuarially determined in accordance with the requirements so that, if paid on an ongoing basis, it would be expected to provide sufficient resources to fund both the normal cost for each year and the amortized unfunded liability.

**Governmental Accounting Standards Board (GASB)** - GASB is the private, nonpartisan, nonprofit organization that works to create and improve the rules U.S. state and local governments follow when accounting for their finances and reporting them to the public.

**Medical Trend Rate (Health Care Inflation)** - The increase in the cost of providing health care benefits over time. Trend includes such elements as pure price inflation, changes in utilization, advances in medical technology, and cost shifting.

**Normal Cost** - The annual cost assigned, under the actuarial funding method, to current and subsequent plan years. Sometimes referred to as "current service cost." Any payment toward the unfunded actuarial accrued liability is not part of the normal cost.

**Other Postemployment Employee Benefits (OPEB)** - OPEB are postemployment benefits other than pensions. OPEB generally takes the form of health insurance and dental, vision, prescription drugs or other health care benefits.

**Reserve Account** - An account used to indicate that funds have been set aside for a specific purpose and is not generally available for other uses.

**Unfunded Actuarial Accrued Liability** - The difference between the actuarial accrued liability and valuation assets. Sometimes referred to as "unfunded accrued liability."

**Valuation Assets** - The value of current plan assets recognized for valuation purposes.

January 21, 2013

Mr. Scott Buhner  
Chief Financial Officer  
City of Grand Rapids  
300 Monroe Avenue, N. W.  
Grand Rapids, MI 49503

**Re: City of Grand Rapids General Other Postemployment Benefits Valuation**

Dear Mr. Buhner:

Enclosed are 4 copies of our report of the actuarial valuation as of June 30, 2012 of the City of Grand Rapids General Other Postemployment Benefits.

Respectfully submitted,



Randall J. Dziubek, ASA, MAAA

RJD:bd  
Enclosures